

Line pressure regulator HP 300

- single stage (6-port) max. 300 bar inlet pressure



Fittings and gauges optional

TECHNICAL DETAILS		APPLICATION AREA	DESCRIPTION
Body:	stainless steel 1.4404 electropolished or brass, nickel and matt chrome plated	Especially for gases with high requirements of purity up to 6.0 for laboratories and analytics. In case of our cleaning method the cylinder pressure regulator is ECD capable.	The line pressure regulator HP 300 is a single stage pressure regulator, brass nickel and matt chrome plated or stainless steel 1,4404 electropolished.
Seat:	PCTFE	Stainless steel version allows the usage of aggressive gases.	It is designed as a diaphragm pressure regulator.
Diaphragm:	1.4435	We recommend the installation of suitable safety valves to secure following equipment from improper high pressure.	The HP 300 reduces the pressure of compressed gases or fluids to a maximum outlet pressure of 17 bar.
Leakage rate:	10 ⁻⁸ mbar l/s He against atmosphere		It can be equipped optionally with in and outlet gauges.
Gas purity:	≤ 6.0		Special characteristics: The line pressure regulator HP 300 is characterized through his high control accuracy at the pressure area from up to 17 bar.
Max. inlet pressure:	300 bar		
Outlet pressure ranges:	0,1-1; 0,1-3; 1-6; 1-12; 1-17 bar		
Operating temp.:	-20°C to +70°C		
Gauges:	safety version to EN 837-1 KL1,6		
Dimensions (wxhxd):	112 x 124 x 117 mm		
Weight:	1350 g		
Threads:	NPT 1/4" f		

QUALITY STANDARD

The company Hornung is certified to **DIN EN ISO 9001:2015** and **ISO 14001:2015**. All single parts are manufactured, assembled and tested by in-house production. The finished parts are therefore under all criteria of German quality control with 100% final inspection.

HORNUNG

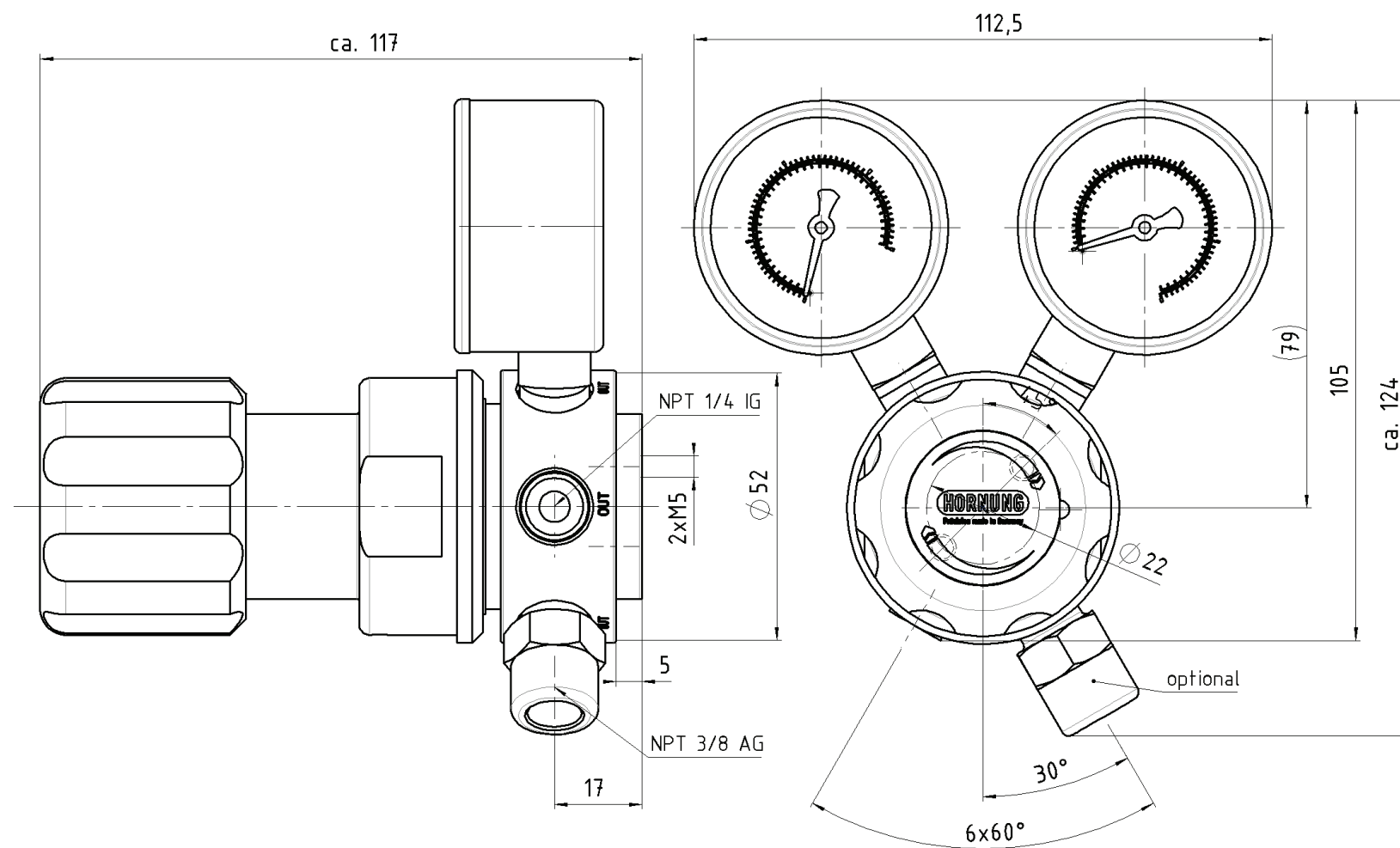
Präzision made in Germany

Rathenaustraße 55
63263 Neu-Isenburg

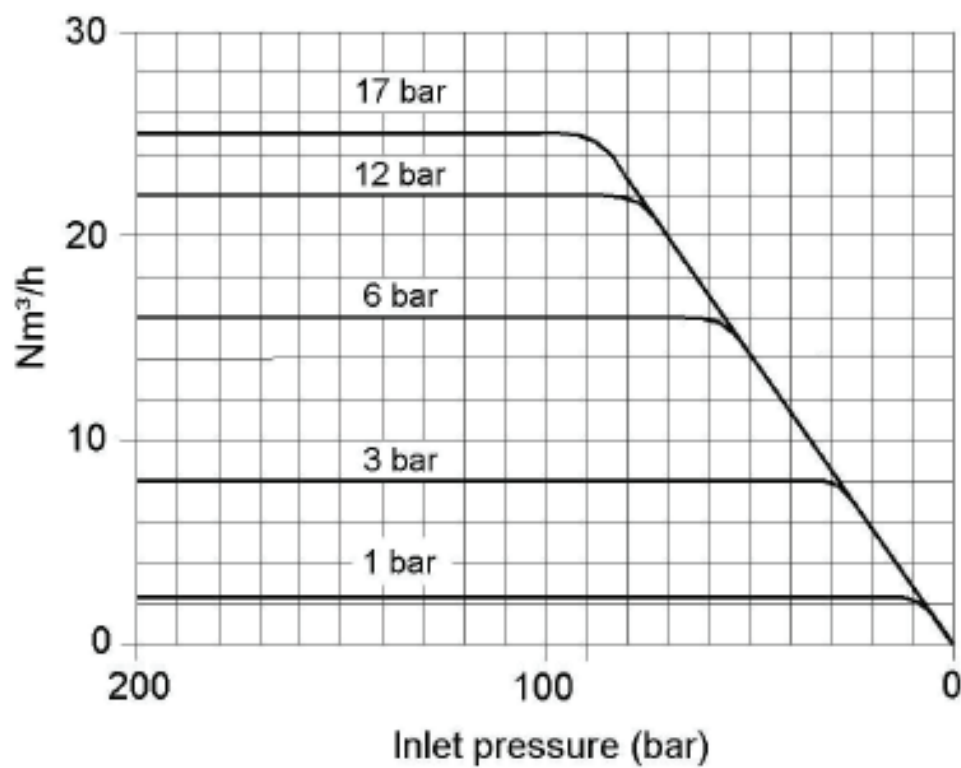
Phone: +49 6102 7883-70
Fax: +49 6102 7883-40

www.hornung.org
info@hornung.org

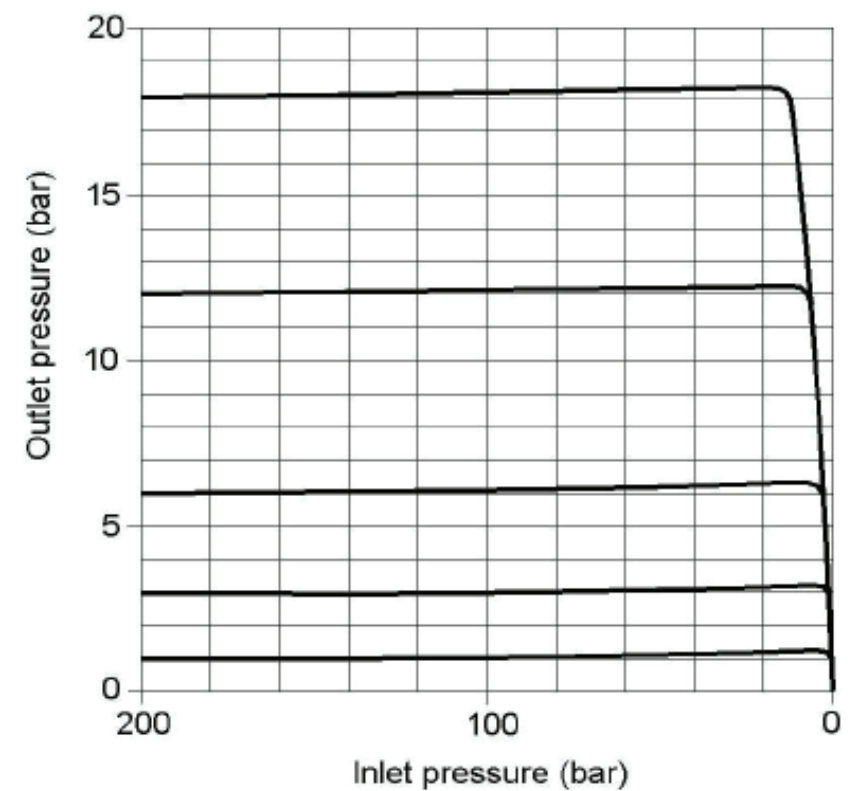
HP 300



PERFORMANCE CURVE



DYNAMIC FLOW CURVE



ORDER DETAILS

Material: 1 = stainless steel electropolished 2 = brass, nickel and matt chrome plated	Inlet: 1 = from the left to the right 2 = from the right to the left	Outlet pressure ranges: 1 = 0,1 - 1 bar 2 = 0,1 - 3 bar 3 = 1 - 6 bar 4 = 1 - 12 bar 5 = 1 - 17 bar	Gauges: 1 = without gauges 2 = outlet gauge (working pressure) 3 = in- and outlet gauges	Inlet and outlet option: 0 = NPT 1/4" f 3 = compression fitting 3 mm 6 = compression fitting 6 mm 8 = compression fitting 8 mm 10 = compression fitting 10 mm 12 = compression fitting 12 mm
---	---	---	--	---

Regulator type HP300	1-stage 6-port	HP300- Type	1 Material	2 Inlet	3 Pressure	2 Gauge	6 Option	Gas type Gas type
-------------------------	-------------------	----------------	---------------	------------	---------------	------------	-------------	----------------------

Accessories: See total catalogue segment

7. Gauges, compression fittings and accessories